



Ventura County
Behavioral Health
ALCOHOL & DRUG PROGRAMS
PREVENTION SERVICES

ADP Training Conference 2010

Evaluating Social Host Ordinance Impact in Ventura County



Presented by:

Drs. Kristen Donovan, Julie Slay & Shanelle Boyle

EVALCORP
Research & Consulting

Dan Hicks

Ventura County ADP



Today's Agenda

- Background
- Evaluation History & Purpose
- Study Design
- Target Jurisdictions
- Evaluation Strategies & Tools
- Key Findings & Impacts
- Limitations & Lessons Learned
- Next Steps



Background

How did the SHOs come about?

- VCBH was awarded SIG funds to support policy development related to underage and binge drinking in 2004
- Within 3 years VCBH and their partners had passed and implemented:
 - SHOs in all 10 municipalities
 - Countywide SHO that covers all unincorporated areas
 - Formal resolution to the countywide SHO to include federal land
- Ventura County was one of the first counties in the nation to have seamless coverage





Evaluation History & Purpose

Why conduct an impact evaluation?

- Two previous evaluations were conducted on:
 - Policy advancement and implementation
 - Enforcement and initial outcomes
- By 2009 there was a growing interest in the longer term impacts
- Impact evaluation was designed to look at outcomes related to decreases in the incidence of disturbances and other problems resulting from underage drinking parties at private residences





Study Design

What did the impact evaluation consist of?

- Two Components
 - Phase I: evidence about the impacts of SHOs in three jurisdictions
 - Phase II: additional indicators and evidence from other stakeholder groups (youth, parents)





Target Jurisdictions

How were the three cities selected?

- Criteria
 1. Level of fine associated with the ordinances
 2. Geographic location in Ventura County
 3. History of enforcement

- Rationale
 - Cities were chosen based on these criteria so that findings may be generalized to other municipalities





Target Jurisdictions (cont.)

	Camarillo	Thousand Oaks	Ventura
Level of initial fine	\$500	\$2,500	\$1,000
Geographic location	Central	East	West
History of enforcement	✓	✓	✓



Evaluation Strategies & Tools

What methods were used for planning and data collection?

- Logic Model
 - Graphic representation of relationships between SHO goals and expected outcomes
- Document Reviews
 - Comparison of ordinances
- Enforcement Data
 - Number of SHO violations
 - Age and gender of hosts
 - Size of parties





Evaluation Strategies & Tools (cont.)

▶ Impact Data Indicators

- Law enforcement party disturbance calls
- CHKS data on alcohol use, drinking and driving and perceived difficulty obtaining alcohol
- VCMC alcohol-related ER visits
- CHP-SWITRS data on collisions, injuries and deaths involving underage persons driving under the influence

▶ Patrol Survey

- Administered to 91 law enforcement officers with authority to issue SHO citations in the three target cities

▶ Key Informant Interviews

- Conducted with city officials regarding the SHO fine and appeal process in each jurisdiction



Key Findings & Impacts



Comparison of Ordinances

Similarities	Differences
Purpose of ordinances	Date ordinances were passed
Definition of responsible person	Amount of initial fines
Written notices given to responsible parties	Definition of unruly gathering/ public nuisance
Response costs assessed for repeat violations	Availability of Community Service for underage hosts



Enforcement Data

Violations Issued Since Passage

- ▶ Over half of the 242 SHO citations issued countywide were in the three targeted cities*

	2006 (Aug-Dec)	2007 (Jan-Dec)	2008 (Jan- Dec)	2009 (Jan-May)	Total
Camarillo	10	17	15	7	49
Thousand Oaks	2	18	13	7	40
Ventura	--	11	18	11	40
Total	12	46	46	25	129

*Since the evaluation took place additional SHO violation citations have been issued (i.e., over 350 to date).



Enforcement Data (cont.)

Characteristics of SHO Violators

- ▶ At least half of hosts were under 21 across all years and cities
- ▶ Percent of male hosts decreased over time

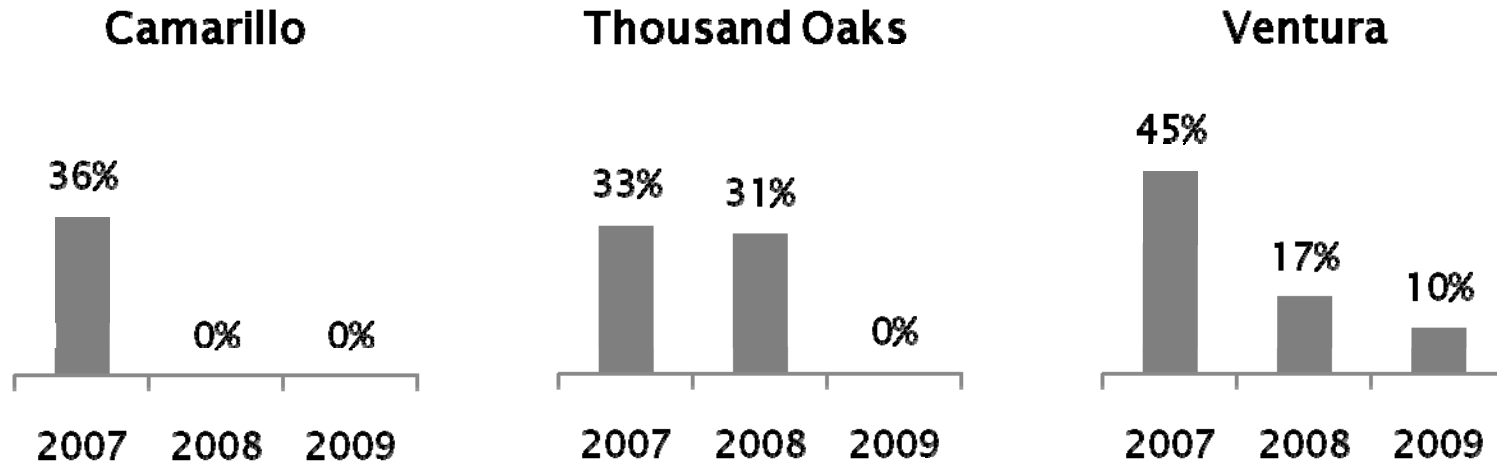
	City	2006 (Aug-Dec)	2007 (Jan-Dec)	2008 (Jan- Dec)	2009 (Jan-May)
Underage Hosts	Camarillo	50%	73%	70%	71%
	Thousand Oaks	50%	50%	69%	71%
	Ventura	--	55%	53%	64%
Male Hosts	Camarillo	63%	64%	40%	43%
	Thousand Oaks	100%	72%	67%	57%
	Ventura	--	100%	59%	64%



Enforcement Data (cont.)

Size of Party

- ▶ Percent of hosts who received citations for large parties with > 50 attendees decreased since 2007*



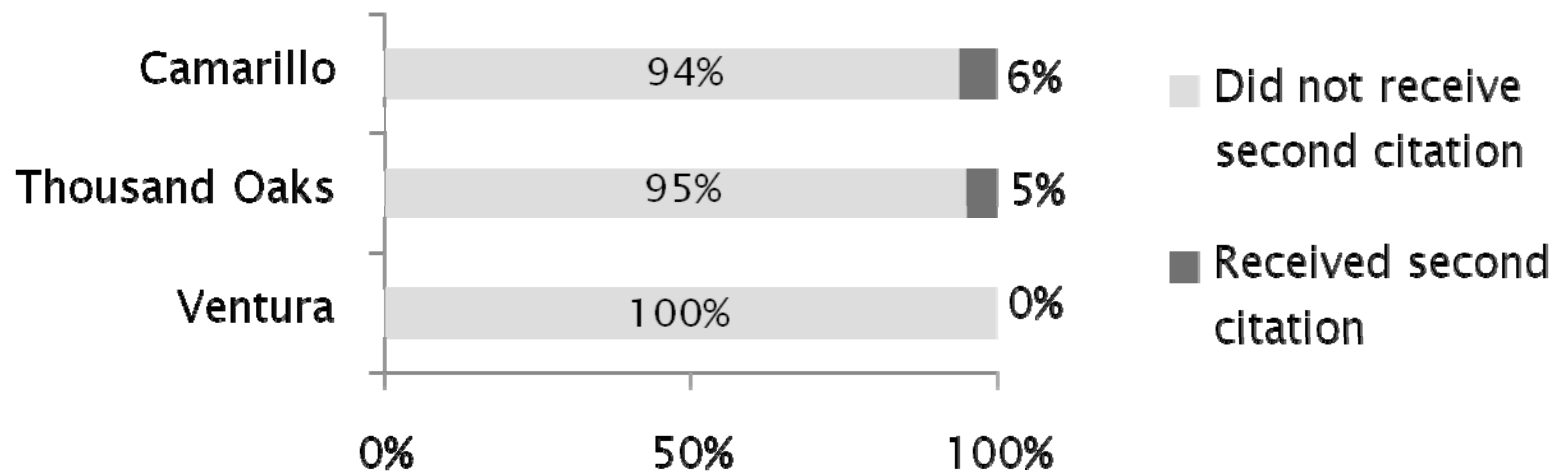
*2009 is a partial year through May



Enforcement Data (cont.)

Repeat Offenders

- ▶ Only 5-6% of violators were repeat offenders

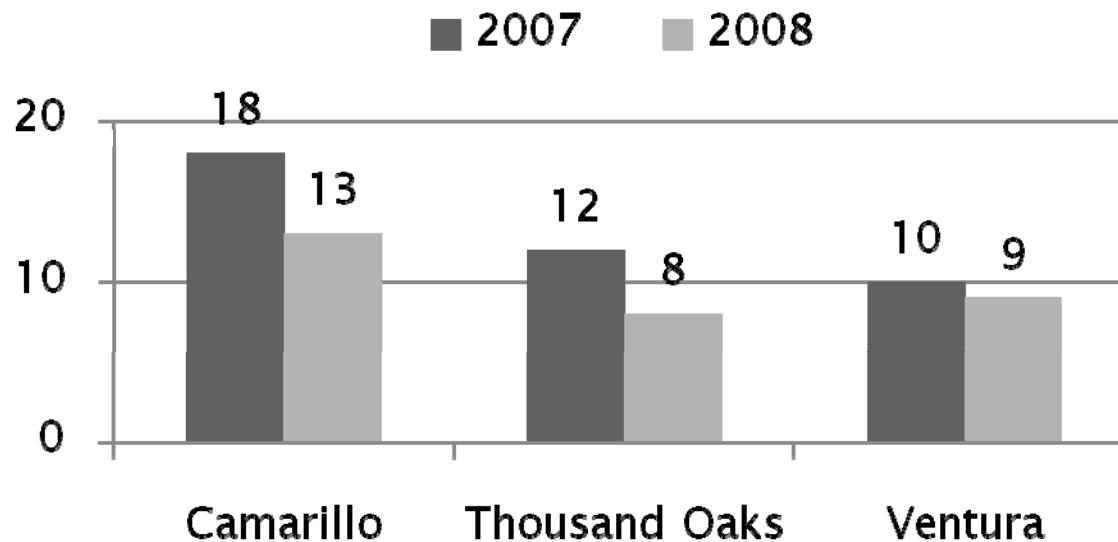




Data Indicators

Party Disturbance Calls for Service

- ▶ Rate of SHO violations per 500 party disturbance calls decreased from 2007 to 2008 for each city

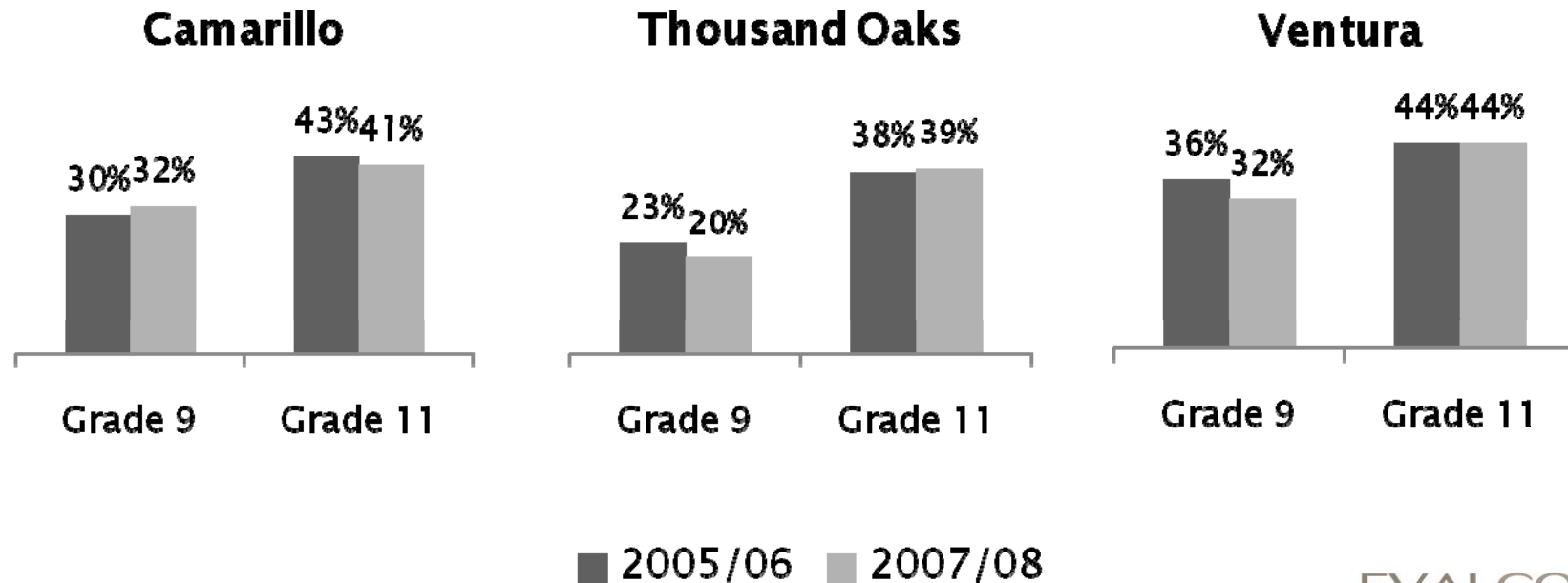




Data Indicators (cont.)

CHKS Alcohol Use

- ▶ Few differences in reported use of alcohol in the last 30 days between 2005/06 and 2007/08

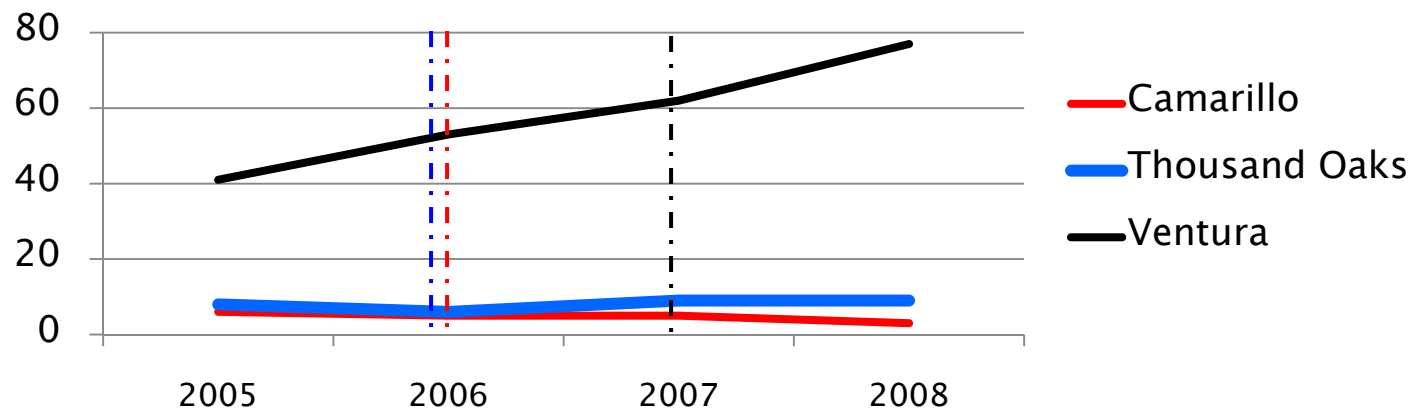




Data Indicators (cont.)

Alcohol-related ER Visits

- ▶ Number of alcohol-related ER visits increased slightly over time for Ventura youth (12-20); Camarillo and Thousand Oaks trends remained fairly stable



*Vertical lines represent when each SHO was passed



Data Indicators (cont.)

CHP-SWITRS Collision Data

- ▶ Number of alcohol-related collisions by drivers age 16-20 seemed to be on the decline for Thousand Oaks in 2008

	2004	2005	2006	2007	2008*
Camarillo	5	6	10	9	10
Thousand Oaks	24	19	19	30	10
Ventura	14	15	22	16	21

*2008 is a partial year through October



Patrol Survey

Similar Findings Across the Cities

- ▶ 3 out of 4 officers agreed that the SHO is an effective tool for reducing underage drinking parties
- ▶ Over one quarter (27%) of officers reported fewer calls for service for underage drinking parties since the ordinances passed
- ▶ 40 to 45% of patrol officers reported interest in learning more about SHOs





Patrol Survey (cont.)

Similar Findings Across the Cities

- ▶ Over 90% of officers reported that there have been no negative impacts resulting from the SHOs in their respective jurisdictions
- ▶ 80% of officers believed the SHO penalty/fine is appropriate for their jurisdiction
- ▶ 3 out of 4 officers reported no problems/obstacles when trying to enforce the SHO



Patrol Survey (cont.)

Why is the SHO an effective tool?*

1. Large fines force people to think about the consequences of hosting underage parties
2. Holds parents and others accountable for hosting underage parties
3. Reduces the frequency and/or size of underage parties
4. Provides officers another tool to help control underage drinking
5. Allows officers to impose an immediate consequence
6. Allows enforcement to take place without having to file a criminal complaint

* Most common responses/themes



Patrol Survey (cont.)

What would make it easier to enforce the SHO?*

- ▶ Creating greater public awareness about the ordinance and its consequences
- ▶ Reducing the number of minors that officers must prove are present at the parties
- ▶ Having additional tools to collect fines and recover response costs

* Most common responses/themes



Key Informant Interviews

Collection of Fines and Appeals

- ▶ Interviewees from all three cities mentioned challenges collecting Social Host fines due to the high costs and few consequences for not paying

	Camarillo	Thousand Oaks	Ventura
% of Fines Collected	69%	47%	30%
# of Appeals	0	13	7
# of Appeals Upheld	NA	1	1



Limitations, Lessons Learned & Next Steps



Limitations

This study was not perfect!

- ▶ Archival data were not always available for every time period of interest (CHKS pre-data)
- ▶ Constraints existed in the archival data used in the study (party disturbance calls)
- ▶ No comparison group/jurisdiction
- ▶ SHO is ultimately intended to change community norms about underage drinking – often takes many years (seat belt use, MADD)



Evaluation Lessons Learned

- ✓ Be flexible – time intervals covered by a given statistic or dataset may not be ideal
- ✓ Collaborate with local agencies to obtain the most reliable and relevant data possible
- ✓ Be patient and willing to make many calls
- ✓ Determine if permission to review records is required early on
- ✓ Allow plenty of time to gather and clean archival data
- ✓ Create tools to supplement/complement archival data



Next Steps

1. Continue building awareness about the existence of and consequences associated with SHOs
2. Consider changes suggested by patrol officers regarding SHO enforcement procedures
3. Consider additional training or materials for law enforcement
4. Investigate methods to increase the collection of SHO fines
5. Conduct Phase II of the impact evaluation and continue monitoring the impacts of SHOs over time



Group Discussion

Evaluation Use

- ▶ How can evaluation activities and findings be used to leverage support and resources for Social Host Ordinances and other approaches to environmental change?

Communicating & Reporting Findings

- ▶ What strategies have you found effective for sharing evaluation findings with different stakeholder groups?

Evaluation Capacity

- ▶ To what extent does your organization/coalition have the capacity to evaluate the impact of your AOD prevention programs, policies and initiatives on the community?



Questions?



For Additional Information

Kristen Donovan, Ph.D.
Principal Consultant
Evalcorp
kdonovan@evalcorp.com

Julie Slay, Ph.D.
Data Manager
Evalcorp
jslay@evalcorp.com

Shanelle Boyle, Ph.D.
Research Assistant
Evalcorp
sboyle@evalcorp.com

Dan Hicks
Manager, Prevention Services
Ventura County ADP
daniel.hicks@ventura.org

www.evalcorp.com

www.venturacountylimits.org

This presentation was made possible through funding from Ventura County Behavioral Health, Alcohol and Drug Programs – Prevention Services.